

Long-Term Abstinence and Quality of Life After a Socioecological Treatment Program: An Italian Experience

Monica Pivetti, PhD, Fabiola Scattino, MA,
Alberto Dattola, MD and Gianmaria Gioga, MA

QUERY SHEET

This page lists questions we have about your paper. The numbers displayed at left can be found in the text of the paper for reference. In addition, please review your paper as a whole for correctness.

- Q1:** Au: Please confirm all author names, degrees and affiliations are correct as shown.
Q2: Au: Are corresponding postal address and e-mail complete and correct as shown?
Q3: Au: Alcoholnet – please provide the complete reference AND show the publication year here
Q4: Au: Associazione Italiana di Psicologia – please provide the publication year
Q5: Au: Hudolin's – please show the correct text citation
Q6: Au: Z – should this be italicized?
Q7: Au: Please mention Figure 6 in a paragraph now.
Q8: Au: Available data – please explain what this means.
Q9: Au: Associazione Italiana di Psicologia – please provide the publication year
Q10: Au: Bramness et al. 2014 – please spell out completely this journal title
Q11: Au: Candiotto et al. 2008 – please provide the English translation for this document AND confirm the city, country, and publisher name
Q12: Au: Carr et al. 2001 – please spell out completely this journal title
Q13: Au: Clifford & Davis 2012 – please provide the complete page range
Q14: Au: Emmen et al. 2004 – please spell out completely this journal title and clarify what 328.7435:318 means
Q15: Au: Hudolin 1985 – please provide the English translation for this document AND provide the missing publisher city, state/country, and name
Q16: Au: Hudolin et al. 1972 – please spell out completely this journal title
Q17: Au: Hudolin et al. 1984 – please spell out completely this journal title
Q18: Au: Italian Ministry of Health 2005 – please provide the complete publisher city, country, and name
Q19: Au: Kaskutas 2009 – please spell out completely this journal title
Q20: Au: Makela et al. 1996 – please provide the initial(s) for author Helmersson
Q21: Au: Moggi et al. 2002 – please spell out completely this journal title
Q22: Au: Moos & Moos 2006 – please spell out completely this journal title
Q23: Au: Morosini et al. 2000 – please provide the English translation for this document
Q24: Au: National Italian Institute of Statistics 2012 – please provide the English translation for this document
Q25: Au: Nicolucci 2006 – please provide the English translation for this document AND spell out completely this journal title
Q26: Au: Ongaro 2000 – please provide the English translation for this document AND provide the country for the publisher
Q27: Au: Pivetti et al. 2012 – please provide the missing volume number and page range
Q28: Au: Rychtarik et al. 2000 – please provide the complete page range
Q29: Au: Salerno 2004 – please provide the missing page range AND the complete publisher information

- Q30:** Au: Serbati et al. 2013 – please provide the missing volume number and complete page range
- Q31:** Au: Stasiewicz et al. 2013 – please provide the complete page range
- Q32:** Au: Timko et al. 2000 – please spell out completely this journal title
- Q33:** Au: Tonigan et al. 1996 – please spell out completely this journal title
- Q34:** Au: Walker et al. 1983 – please provide the complete page range
- Q35:** Au: Figure 1 – please italicize each “N” and “n” and spell out QoL AND resubmit a corrected figure
- Q36:** Au: Figure 2 – please change the commas on the bottom axis to periods – correct spelling on “neighbourhood” to “neighborhood” and “Neighborhood” to “Neighborhood” and submit a corrected figure
- Q37:** Au: Figure 3 – please correct spelling on “neighbourhood” to “neighborhood” and “Neighborhood” to “Neighborhood” and submit a corrected figure
- Q38:** Au: Figure 4 – Please change the commas on the vertical axis to periods AND please correct spelling on “neighbourhood” to “neighborhood” and “Neighborhood” to “Neighborhood” and submit a corrected figure
- Q39:** Au: Figure 5 – Please change the commas on the vertical axis to periods AND please correct spelling on “neighbourhood” to “neighborhood” and “Neighborhood” to “Neighborhood” and submit a corrected figure
- Q40:** Au: Figure 7 – Please change the commas on the vertical axis to periods AND please correct spelling on “neighbourhood” to “neighborhood” and “Neighborhood” to “Neighborhood” and submit a corrected figure

TABLE OF CONTENTS LISTING

The table of contents for the journal will list your paper exactly as it appears below:

Long-Term Abstinence and Quality of Life After a Socioecological Treatment Program: An Italian Experience

Monica Pivetti, Fabiola Scattino, Alberto Dattola and Gianmaria Gioga

Long-Term Abstinence and Quality of Life After a Socioecological Treatment Program: An Italian Experience

Q1

Monica Pivetti, PhD^a, Fabiola Scattino, MA^a, Alberto Dattola, MD^b,
and Gianmaria Gioga, MA^c

^aDepartment of Psychological, Health and Territorial Sciences, University of Chieti-Pescara, Chieti, Italy; ^bCenter for Alcohol Treatment, Local Health Care Chiaromonte, Italy; ^cHealth District 1, Local Health Care (ULSS 16), Padua, Italy

ABSTRACT

This article aims to report the outcomes of a brief residential alcohol treatment based on the socioecological method, as measured in terms of professional evaluation and quality of life. The study covered a one-year period (July 2011–August 2012) by following the experiences of 20 users of alcohol included in a residential treatment program based on the socioecological approach. The treatment outcome was assessed via a quality-of-life (QoL) measure and professional service evaluation on three occasions: upon admission to the hospital, one month after hospital discharge, at the follow-up after 3 to 4 months. Moreover, four club facilitators were interviewed after 7 to 8 months concerning the situation of five patients. Results showed that one out of four people with an alcohol addiction were still sober about one year after discharge and attended the Clubs for Alcoholics in Treatment (CAT) regularly. One month after discharge, QoL data and professional evaluation converged in showing an improvement in 13 participants. Their QoL generally improved, with specific reference to their financial situation, life in general, health condition, and family relations. The brief residential program based on the socioecological model appears to be a feasible path for those seeking alcohol treatment in Italy, as a positive outcome was reported by one half of the patients in terms of better QoL at the 6-month follow-up and by one fourth of patients in terms of sobriety and club attendance at the one-year follow-up.

KEYWORDS

Quality of life;
socioecological method;
hudolin; residential alcohol
treatment; CAT attendance

According to the recent report of the National Italian Institute of Statistics (2012), alcohol consumption involves 63.9% (77.5% of men and 51.2% of women) of the population age 11 years or older and is widespread in the northeastern regions Italian such as Trentino-Alto Adige, Valle d'Aosta, and Friuli-Venezia Giulia, and in some central regions such as Molise, Abruzzo, Sardinia, Basilicata, and Tuscany, especially among men. The

Q2

CONTACT Monica Pivetti, PhD, ✉ m.pivetti@unich.it 📧 Department of Psychological, Health and Territorial Sciences, University of Chieti-Pescara, Campus Madonna delle Piane, Chieti Scalo, 66100, Italy.

All authors approved the manuscript and this submission. The authors report no conflicts of interest.

© 2016 Taylor & Francis

elderly (older than age 65) are the most at risk for nonmoderated consumption, whereas the younger (18–24 years) are the most at risk for binge drinking. 40

Nevertheless, in Italy there are no national and professional guidelines for alcohol-dependence treatment (Rehm et al., 2013), and the number of published papers per million inhabitants in the field of addiction research is among the lowest in Europe (Bramness, Henriksen, Person, & Mann, 2014). In most countries, alcohol dependence treatment—especially for the most severe cases—usually comprises a combination of psychotherapy (cognitive-behavioral therapy, motivational interviewing, and social skills training being the most prevalent interventions) and pharmacotherapy. Psychotherapy alone is used for many therapeutic interventions as well (Martin & Rehm, 2011; Miller, Wilbourne, & Hettema, 2003). Intensive transitional community residential care strongly emphasizes medical, dual diagnosis, and family treatment orientations (Moos, Pettit, & Gruber, 1995). However, evidence for the effectiveness of opportunistic brief interventions in a general hospital setting for problem drinkers is still inconclusive (Emmen, Schippers, Bleijenbergh, & Wollersheim, 2004; Moos, Finney, & Moos, 2000; Moyer, Finney, Swearingen, 2002; Moyer, Finney, Swearingen & Vergun, 2002; Rychtarik et al., 2000). 45 50 55

A large body of research supports the benefits of mutual-help group membership, which is considered a valuable treatment adjunct, or a treatment in itself, particularly for extended periods (Emrick, Tonigan, Montgomery, & Little, 1993; Kaskutas, 2009; Kelly, Stout, & Slaymaker, 2013; Moos & Moos, 2006; Timko, Moos, Finney, & Lesar, 2000; Tonigan, Toscova, & Miller, 1996). Among mutual-help groups, the socioecological method developed by Hudolin, Bano, and Milakovic (1972) in Croatia in the early 1970s has spread rapidly in Italy (Hudolin, 1985; Hudolin, Sakoman & Macasovic, 1984). Hudolin's goal was to help families in trouble, through a family (systemic) approach, to achieve sobriety and a change in behaviour and life style. This perspective translated the individual's alcoholism into the "alcoholic family," changing the individual-oriented perception of the medicalized "alcoholism" problem into a family and social issue. The socioecological method involves the whole family of the participants addicted to alcohol in the treatment program, by considering the parts and roles which family, environment, and society can and do play in the actual addiction phenomenon. The socioecological method is organized into a locally based network of clubs, called Clubs for Alcoholics in Treatment (CATs), a multifamily community of two to 12 families, which exert a pivotal influence on the cultural shifts in health promotion within the community. In 2004, 53.1% of health services referred their clients to the CAT and 34.0% to Alcoholics Anonymous (AA). CAT differs from AA in that 60 65 70 75 80

meetings are led by a helper called “servant,” who is a leader certified by means of brief Territorial Alcoholism Training. This group leader may be a health or social worker professional, or an person addicted to alcohol or family member (Alcoholnet, online document; Allamani, 2008; Italian Ministry of Health, 2005; Mäkelä et al., 1996; Salerno, 2004). 85

Q3 According to Hudolin (1985), the outcome of alcoholism treatment is multidimensional as abstinence is not necessarily associated with a positive outcome in other areas of functioning (e.g., physical and psychological symptoms, social functioning, and occupational functioning). Abstinence has to go with a “personality change,” and with the patient’s awareness of his or her alcohol problem, with the involvement of the family in the rehabilitation process and with the overcoming of the shame of drinking to achieve a healthier lifestyle. Also, stability in treatment outcome over time is considered pivotal for a positive outcome. The national survey carried out in Italy by Curzio et al. (2012) on CATs has found that abstinence and lifestyle improvement were positively related to the number of years of club attendance but negatively to the presence of other problems in addition to the alcohol-related one. Moreover, attending the club with one or more family members was associated with the achievement of a better lifestyle. 90 95 100

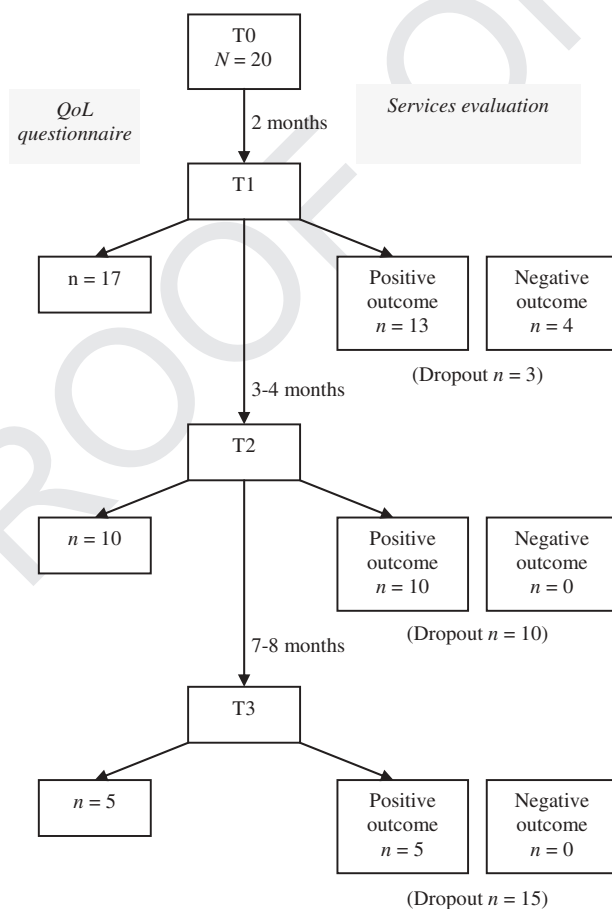
Among the many criteria measuring drinking outcome, quality of life (QoL) can be used in combination with measures for overcoming drink problems (i.e., days of abstinence) to grasp the complexity of alcohol disease affecting medical, psychological, and social domains (Adamson, Sellman, & Frampton, 2009; Beccaria, Rolando, & Ascani, 2012; Best, Groshkova, Sadler, Day, & White, 2011; Bizzarri et al., 2005; Chenhall & Senior, 2012; Luquiens, Reynaud, Falissard, & Aubin, 2012). QoL considers the users’ of alcohol subjective perception about the domains of functioning that are important to them (Carr, Gibson, & Robinson, 2001; Nicolucci, 2006). In view of the potential negative consequences of alcohol-consuming lifestyles upon various life domains, it is important to measure the users’ QoL as a multidimensional concept (i.e., relations with others, activities, psychological state, financial concerns, medical care; De Maeyer et al., 2011; De Piccoli, 2014; Ugolini, 2005). 105 110 115

The present study documents the outcomes of a brief residential alcohol treatment as measured in terms of (1) QoL and (2) professional evaluation, using a pre- and posttest design,¹ over a 1-year period (Emmen, Schippers, Bleijenber, & Wollersheim, 2004; Gomes & Hart, 2009; Morosini, Guidi, & Palumbo, 2000; Serbati, Pivetti, & Gioga, 2013). The major novelty of the study is the in-depth analysis of the path of 20 persons with alcohol addictions admitted to a brief residential care setting based on the socioecological method. 120 125

Methodology and assessment

The study covered a one-year period (July 2011–August 2012) by following the experiences of 20 users of alcohol included in a residential treatment program based on the socioecological approach. The treatment outcome was assessed via quality of a life measure and via professional service evaluation. QoL was measured three times: upon admission to the hospital (T0, July–August 2011), one month after the discharge from the hospital (T1), at the follow-up (after 3–4 months, T2, December 2011). Moreover, four CAT servants were phone interviewed concerning the situations of five participants (after 7–8 months, T3, December 2012; [Figure 1](#)).

To measure individuals' current QoL, we used the questionnaire of QoL validated for the Italian context by Morosini et al. (2000), frequently used in mental health services (Baker & Intagliata, 1982; Candiotta, Gioga, & Sartori, 2008). This is a self-report instrument including 16 items on how happy the patient is about various dimensions of life and global well-being, such as



Q35

Figure 1. Flow chart.

living conditions, neighborhood, available food, clothes, health condition, flatmates, friends, sentimental life, family relations, contacts with people in general, work, spare time, outdoor hobbies, available services in the neighborhood, financial situation, life in general. Each item is rated on a 7-point Likert-type scale, ranging from 1 (displayed with an icon □) to 7 (displayed with the icon □). 145

Moreover, the services formulated a professional evaluation of the patients' improvements/worsening based on the following: abstinence, clinical evaluation of the level of awareness of the drug problem, the capacity to question one's own way of life, the quality of the relations with family members and club attenders, participation of the family members in the treatment. The patient's situation was described in terms of patient abstinence, relapses, and dropouts. Also, patient's subjective well-being achieved through group therapy, and CAT attendance was considered in this study using the QoL questionnaire, to improve convergent validity (Flick, 1992; Olsen, 2004). 150 155

After 7 to 8 months (T3), drinking outcome was assessed via phone interviews with four club facilitators in regard to five participants (Allamani, Pili, Cesario, Centurioni, & Fusi, 2009). The interview guidelines comprised the following questions: does the patient still regularly attend the club? Do any family members (or other significant persons) attend the club with him/her? What do the patient and family members say about drinking desire and drinking? What do the patient and family members say about the patient's current lifestyle? What do the patient and family members say about the role played by residential treatment at Chiaromonte Center for Alcohol Treatment (CRA) in the rehabilitation process? 160 165

Semistructured interviews lasted approximately 30 minutes. The responses were transcribed into the guidelines during or shortly after the interviews by the interviewer herself (Pivetti, Montali, & Simonetti, 2012).

Study recruitment and research site

 170

In July to August 2011, 20 inpatients were recruited from the alcohol inpatient treatment centre CRA, in Chiaromonte (PZ), within the Local Health Service of Potenza. Participants were mainly men ($n = 17$), Italians ($n = 18$). Age ranged from 33 to 68 (mean age = 49.6, $SD = 8.7$). All the patients admitted to the CRA in July to August 2011 were enrolled in the study. All the enrolled participants provided written informed consent to participate in the study. The research method complies with the norms of the Code of Ethics of the Italian Psychology Association (Associazione Italiana di Psicologia,). 175

Q4

Chiaromonte CRA is one of the main alcohol inpatient treatment centers in the south of Italy within the public health care system, with a capacity of 180

Q5 12 inpatients. Intensive residential treatment is abstinence based and oriented on Vladimir Hudolin's social-ecological approach. Within this method integrating individual-focused efforts with environment-focused interventions to modify health behavior, patients and their families are invited to follow a rehabilitation path directed toward the correction of malfunctions within the familial environment and the health promotion within the community. 185

In Chiaromonte CRA, patients are mainly involved in psychodynamically oriented group therapy conducted by a psychiatrist or a psychologist, combined with health education lessons. Group therapy consists of multifamily communities which patients, their family members and health care professionals enrolled in the center are requested to attend. The unique feature of the way problems are handled in group therapy is the possibility to identify and try out new relationship patterns that allow individuals to abandon the status they have acquired because of their problems and to achieve new standing not only as a group member, but also in the outside world (Pantalone, 2013). During health education lessons, nurses deliver some information on abstinence, treatment, and healthy lifestyle to patients and family members. Lessons and courses are organized on topics such as painting, writing, reading, English, drama, gym, meditation, and relaxation on a daily basis. Patients are invited to become responsible for the functioning of the hospital division by taking turns to fill certain roles such as: library clerk, food shop manager, waiter/tress, and so on. 190 195 200

Inpatients are strongly invited to take disulfiram (Antabuse), a well-known alcohol-deterrent drug. Alcohol ingestion while on disulfiram causes acetaldehyde (the first metabolite of ethanol oxidation) to accumulate, leading to unpleasant adverse effects (such as facial flushing and nausea) known as the disulfiram-ethanol reaction (Dahl, Hammarberg, Franck, & Helander, 2011). 205

Moreover, before admission, prospective patients are interviewed by health care professionals to test their motivation to attend the rehabilitation program. During the interview, patients are instructed about the need to regularly attend the local mutual-help group CAT in Chiaromonte. The local CAT meets once a week for 90 minutes in the facilities of the local Association of Voluntary Italian Blood Donors (AVIS²). Generally speaking, club members pick up the inpatients at the hospital and walk them to the facility and back. At the same time, the patient's family members are invited to attend the closest CAT, if different from the local Chiaromonte CAT. This way, the inpatients and the family member can take the same therapeutic path, even if the family is not based close to Chiaromonte territory and does not attend the same CAT. Patients and family members are invited to share in the impact of drinking on individual and family life. 210 215 220

All club members have to follow several basic rules: regular weekly attendance, punctuality, no smoking at meetings, and no dissemination of personal information. A report is kept by a designated member. The

chairperson and the reporting person are chosen at the previous meeting. The club is self-led, self-reliant, and independent from any private or public organization. Clubs are nonprofit organizations and club attendance is free of charge for participants. The mutual-help group becomes a space where the stigmatization is reduced to a minimum. Joining and participating in the group are moments that affirm an identity that, albeit problematical, if faced with awareness, encourages the reduction of social stigma by increasing acceptance of the participants and working together to establish new social standing for them (Curzio et al., 2012; Pantalone, 2013).

Generally speaking, hospitalization lasts about 3 to 4 weeks. After that, patients are invited to discuss matters with the health care professionals and to decide whether to stay or to leave the CRA. Club attendance after discharge is strongly encouraged. Before discharge, inpatients need to get in touch with the relevant CAT he or she is going to attend, if different than the Chiaromonte one. Family attendance at the closest CAT promotes the attendance of the inpatients, once they have been discharged from the hospital.

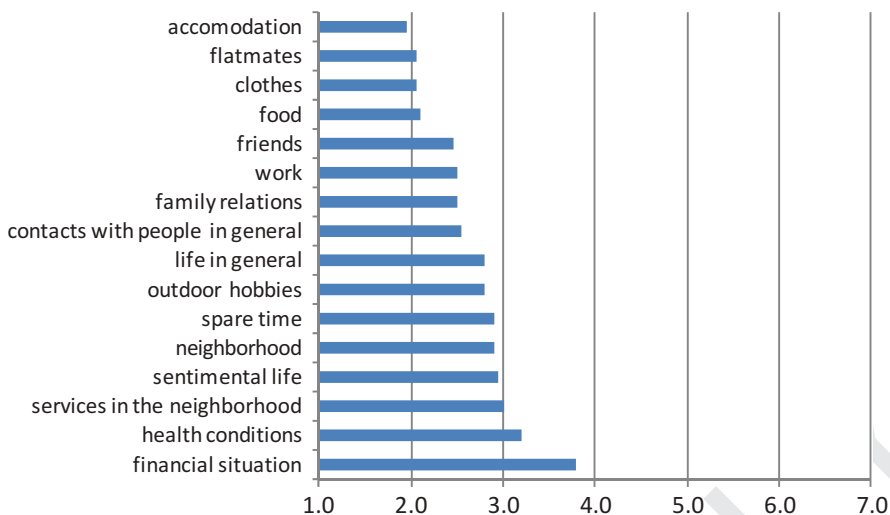
Results

Admission

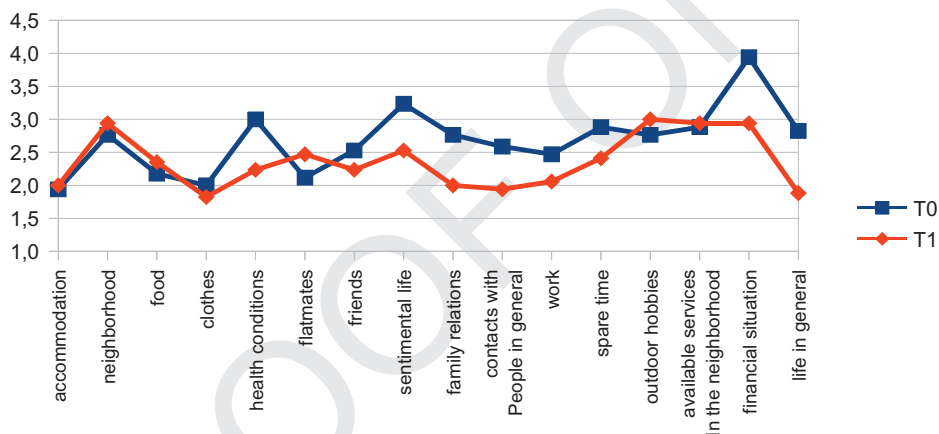
Out of the 20 patients, three had concurrent drug problems, one had a psychiatric condition, one had been discharged from the same service previously. We computed 16 indexes as the mean scores of the 20 patients for the 16 items of the questionnaire at T0. According to QoL questionnaire, patients were quite happy with their lives. In particular, patients were satisfied with basic elements of living, namely, accommodation, flatmates, clothes, and food. However, they were less satisfied with their financial situation and their health condition (Figure 2).

Evidences of change at T1

As for perception of QoL, out of the 20 initial patients at admission to the hospital (T0), 17 were scored again one month after discharge (T1). We computed 16 indexes as the mean scores of the 17 patients for the 16 items at T0 and T1. When taking into consideration the 17 patients as a whole, we observed a generally improved situation (Figure 3). Out of 16 items, 10 (62.4%) improved whereas six worsened. The Wilcoxon signed-rank test for the 16 items showed a significant improvement in terms of financial situation ($Z = -2.04, p < .05, r = .35$) and a tendency to significance for improvements



Q36 **Figure 2.** Mean index on quality of life (T0).



Q37 **Figure 3.** Mean change in the items related to the quality of life one month after discharge (T0 - T1; N=17). Note. Low scores are a positive outcome.

in life in general ($Z = -1.911, p = .06, r = .33$), health conditions ($Z = -1.806, p = .07, r = .31$), family relations ($Z = -1.76, p = .08, r = .30$).

Moreover, an index was computed as a mean of the 16 scales for any patient. The paths of the patients were plotted across T0 and T1, showing how many patients had moved and in which direction. Out of 17 patients, 10 improved (58.8%), whereas seven worsened.

As for service evaluation, 13 patients fully attended the program and were successfully discharged (60%), whereas four patients had a negative outcome as three were expelled from the center for not having respected the treatment rules, and one patient was moved to another rehabilitation center. As for

265

270

dropouts, two patients decided to stay in the centre for longer, and one was discharged contrary to the opinion of the professionals.

We have calculated the mean scores for each item separately for the 13 patients with a positive outcome and the four patients with a negative outcome according to the professionals. As for patients with positive outcome, out of 16 items, 10 (62.4%) improved, whereas four worsened and two were stable. Improvements appeared stronger for sentimental life (+31.3%), friends (+25.7%), and family relations (+26.3%). The Wilcoxon signed-rank test for the 16 items showed a tendency to significance for improvements for life in general ($Z = -1.91$, $p = .06$, $r = -.38$; Figure 4). Moreover, for the 13 patients with positive outcome, we have calculated the mean of the 16 items. The patients' QoL improved on average by 14.6% at T1 ($M_{T0} = 2.73$, $M_{T1} = 2.33$).

As for patients with negative outcome, out of 16 items, 9 (56.3%) improved, whereas seven worsened. Worsening appeared stronger for items related to friends (-50%) and sentimental life (-49%). The Wilcoxon signed-rank test for the 16 item showed no significant differences (Figure 5). The mean of the 16 items for the four patients with negative outcome improved by just 2.4% ($M_{T0} = 2.53$, $M_{T1} = 2.47$).

Q7 290

Evidence of change at T2, after 5 to 6 months

Three to four months after discharge from the hospital, we were able to get in touch with 10 patients. Their QoL at T2 was compared with the one at T0 (Figure 4). Out of 16 items, 8 (50%) improved, such as family relations (+22.2%), health condition (+32.1%), and life in general (+38.5%), whereas

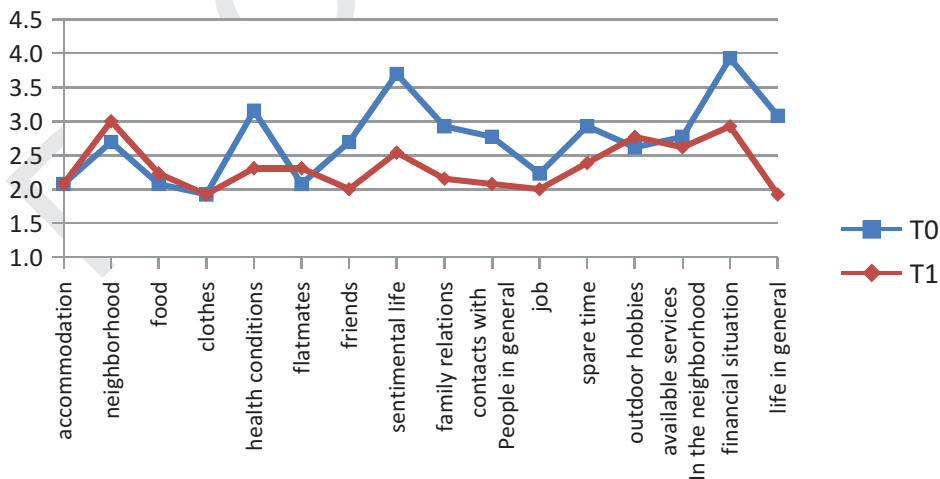


Figure 4. Mean change in the items related to the quality of life one month after discharge ($T0 - T1$; $n = 13$) for patients with positive outcome.

Q38

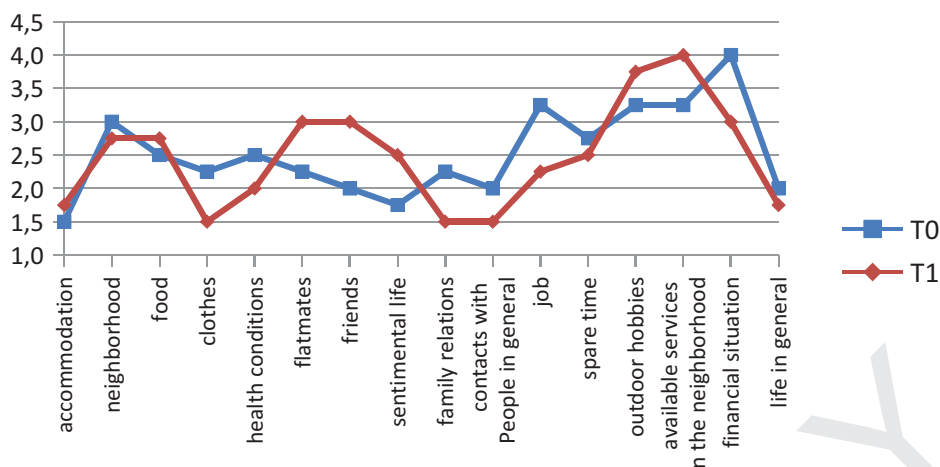


Figure 5. Mean change in the items related to the quality of life one month after discharge (T0 – T1; $n = 4$) for patients with negative outcome.

Q39

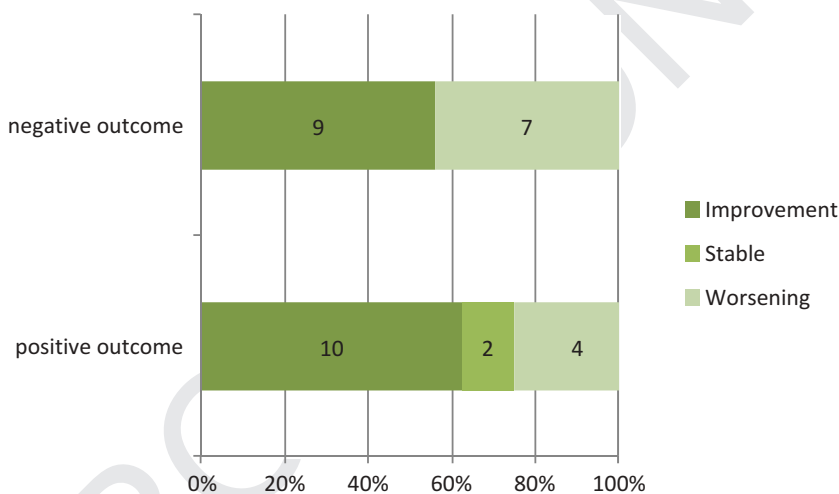


Figure 6. Improvements and worsening for the participants with a positive outcome ($n = 13$) and a negative outcome ($n = 4$) (T0 – T1).

seven worsened such as work (–16.7%) and clothes (–29.4%), and one was stable (i.e., food). The Wilcoxon signed-rank test for the 16-item showed a significant improvement for health condition ($Z = -2.165$, $p < .05$, $r = -.43$) and a tendency to significance for improvements in life in general ($Z = -1.913$, $p = .06$, $r = -.48$; (Figure 7).

300

Qualitative findings at T3: club facilitators' interviews

After 7 to 8 months (one year after admission), semistructured interviews were run with the four facilitators of the clubs attended by five Italian former patients. They were all Italian males, ranging from age 50 to 58 years. Out of

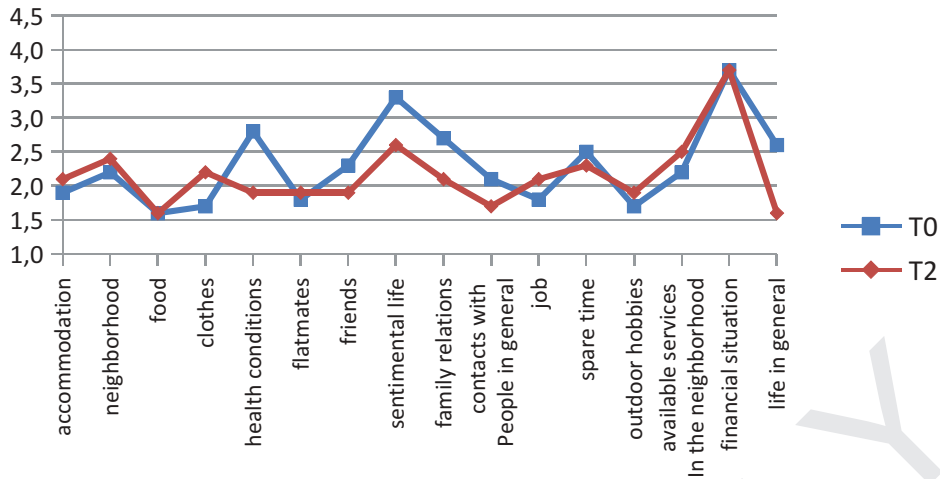


Figure 7. Mean change in the items related to the quality of life after 5 to 6 months (T0 – T2; $n = 10$).

Q40

10 patients at T2, we were unable to get in touch with three former patients and were informed that two patients no longer attended the club. As for working situation, one participant owned a pub and four participants were only able to find occasional jobs.

305

As reported by the club facilitators, four out of five patients were living their lives without alcohol, they attended the club regularly with their family members, and they followed a healthy lifestyle, even outside the hospital. Club facilitators reported that those patients improved the way they face the difficulties life can pose in a constructive way, founded on rationality and on the willingness to solve (and not flee from) problems.

310

Firstly, an important role was played by the path started during hospitalization, where patients could openly express their experiences with no stigma and no feeling of marginalization. Sharing those emotions helped them to feel part of a group, where they could understand that each individual experience could help other patients improve their condition. CRA was defined as a “life school” where a more active style of life is designed for the patients, where they and their families do not feel excluded, ashamed, or stigmatized.

315

Secondly, servants pointed to individual intrinsic motivation to embark on the path toward an alcohol-free lifestyle as playing a pivotal role in the patients’ enduring positive condition. Being fully aware of the problem affecting them and their family and deliberately choosing to try to cope with it is the first step toward sobriety and toward the choice of what is best for them and their family.

325

Thirdly, the presence of strong family relations and the involvement of family members in the clubs has played a significant role in achieving lifestyle

330

improvements, and indeed active family participation is a basic factor in the socioecological method. The patient feels that he or she is not alone in facing the alcohol problem and that he or she can make it with the collaboration of all the family.

Only one patient had a relapse in the past few months. The relapse was evident to the facilitator and to the other members in that the patient was sleepy, spoke slowly, and had difficulty in grasping the meaning of the topic. However, he attended the club weekly together with his family member and openly asked the other participants for help in overcoming his drinking problem. The facilitator reported that the patient felt safe at the club, where the patient was able to open up to other participants much more than in everyday situations.

Discussion

As a whole, the study supports the idea that one out of four persons addicted to alcohol, who were admitted to a short residential treatment based on the socioecological method (Hudolin, 1985), were still sober about one year after discharge and attended the CAT regularly. In particular, one month after discharge (T1), QoL data and professional evaluation converged in showing improvements in 13 (76.5%) out of 17 participants (available data). As for their QoL, we observed a generally improved situation with specific regard to financial situation, life in general, health conditions and family relations. After 3 to -4 months (T2), the outcome of 10 patients was positively evaluated by professionals. Their QoL showed improvements in the health conditions and in life as a whole. According to qualitative interviews with four club facilitators run after 7 to 8 months (T3), the positive outcome was stable for four patients who were sober and attended the club regularly. A positive outcome can also be referred for one patient who relapsed but still attended CAT.

Our results on brief interventions for alcohol use are in line with those by Stasiewicz, Schlauch, Bradizza, Bole, and Coffey (2013), Amaro et al. (2010), and Moos et al. (2000) showing a reduction of drinking use between baseline and 6 months. In particular, Moggi, Brodbec, Költzsch, Hirsbrunner, and Bachmann (2002) found that about one fourth of the dual-diagnosis patients were still abstaining from alcohol at the 1-year follow-up.

As for the association between brief residential intervention and the mutual-help group, a large body of literature indicate that patient outcomes may be increasingly influenced by the degree to which professional treatment programs help patients, including among emerging adults (Kelly et al., 2013), to take maximum advantage of mutual-help groups (Allamani, 2008; Baltieri & Filho, 2012; Gossop, Stewart, & Marsden, 2008; Humphreys, Huebsch, Finney, & Moos, 1999; Moos et al, 2000; Walker, Donovan, Kivlahan, &

O’Leary, 1983). During CAT attendance, participants and family members are encouraged to share their problems and resources, by increasing acceptance of the participant in an empathetic and supportive environment. The families start to understand that other families attending the club and the community as a whole can become a valuable resource for the improvement of their living conditions. Moreover, family attendance to the relevant CAT during patient hospitalization allows for a common path toward abstinence and plays a pivotal role for the attendance of the inpatients, once discharged from the hospital.

However, our results indicate a worse outcome than another study on the socioecological method who found that positive indicators of therapy success (abstinence or a decrease in drinking, stable social relations, and more positive self-evaluation of well-being) were found in 53.0% of patients at 3 months, and 30.6% at 12 months (Rus-Makovec & Čebašek-Travnik, 2008).

The QoL instrument by Morosini et al. (2000), given its simplicity and clarity for interviewers and interviewees, has effectively documented the changes in the patient situation over time. The multidimensional approach has allowed for a better understanding of the areas where patients improved more and the area where they worsened, even beyond statistical significance, and could be broadly used within social and healthcare service research.

Moreover, using a QoL instrument has allowed for shared evaluation of the patient situation and has contributed to promoting patient empowerment, as they were involved in the evaluation of the treatment and its efficacy (Serbati et al., 2013). The instrument could help patients to reflect on their own situation, giving them a prominent role in their rehabilitation process by asking them to discuss how they felt at that very moment, as compared with before treatment.

QoL data were consistent with the evaluation delivered by professionals in terms of the positive/negative outcome of the intervention. This methodological convergence enhances the value of our results, which are not based on a single instrument but rely on the assessment of two sources of information: the QoL questionnaire and professional evaluation (Flick, 1992).

Given the preexperimental design of this study, it is not possible to provide a causal explanation for our results. The absence of a control group and the small sample are the most important methodological limitations. In other words, we cannot directly connect our positive results with the intervention provided. The results presented here await support from controlled studies. Moreover, 75% of our sample dropped out between discharge and the 1-year follow-up. Their psychosocial functioning at follow-up is unknown.

Hence, caution is warranted in that a recent review has shown that during and posttreatment data collection activities (i.e., research and

clinical data) positively influence clinical outcomes in terms of participant reactivity and simultaneously hamper the interpretability of the research findings (Clifford & Davis, 2012). 415

Conclusion

In conclusion, the brief residential program based on the socioecological model appears to be a feasible path for those looking for alcohol treatment in Italy, as a positive outcome was reported by one half of the patients in terms of better QoL at the 6-month follow-up and by one fourth of patients in terms of sobriety and club attendance at the one-year follow-up. Using an instrument to measure QoL contributed to involving patients in the evaluation of their situations, by asking them to think critically about their condition and take a leading role in their rehabilitation process. 420 425

Moreover, in this current period of economic crisis, the contribution of outcome evaluation has become an important issue to show the policy makers that promoting healthy lifestyle is not a cost but an investment, in that it allows for the reduction in emergency interventions (e.g. hospitalization) and the social costs of drink problems (Prilleltensky & Nelson, 2000). 430

By documenting the outcome of a cohort of inpatients on an alcohol treatment program, this study could also provide inspiration for professionals who are wondering whether their daily efforts in the implementation of the rehabilitation program are unsuccessful or else whether they can make a difference. 435

Notes

1. The one-group pretest posttest design is considered preexperimental in that it does not prevent alternative explanations of the results such as history or growth of the participants and causal explanations are not allowed. However, when managing research in natural contexts, this kind of design is considered as “good enough” to allow for preliminary indications on the development of the phenomenon (Guba & Lincoln, 1994; Ongaro, 2000). In this study, no control group was planned since the small number of families followed by the Health Services did not allow scope for a comparison group. 440 445
2. AVIS is the main Italian nonprofit organization for blood donations.

References

- Adamson, S. J., Sellman, J. D., & Frampton, C. M. A. (2009). Patient predictors of alcohol treatment outcome: A systematic review. *Journal of Substance Abuse Treatment*, 36(1), 75–86. 450
- Allamani, A. (2008). Views and models about addiction: Differences between treatments for alcohol-dependent people and for illicit drug consumers in Italy. *Substance Use & Misuse*, 43(12/13), 1704–1728.

- Allamani, A., Pili, I., Cesario, S., Centurioni, A., & Fusi, G. (2009). Client/general medical practitioner interaction during brief intervention for hazardous drinkers: A pilot study. *Substance Use & Misuse*, 44(6), 775–793. 455
- Amaro, H., Reed, E., Rowe, E., Picci, J., Mantella, P., & Prado, G. (2010). Brief screening and intervention for alcohol and drug use in a college student health clinic: feasibility, implementation, and outcomes. *Journal of American College Health*, 58(4), 357–364.
- Associazione Italiana di Psicologia. (). *Code of ethics of the Italian Psychological Association*. Retrieved from <http://www.aipass.org/node/26> 460
- Q9** Baker, F., & Intagliata, J. (1982). Quality of life in the evaluation of community support systems. *Evaluation & Program Planning*, 5, 69–79.
- Baltieri, D. A., & Filho, J. M. C. (2012). Role of two clusters of male alcoholics in treatment retention. *European Addiction Research*, 18(4), 201–211. 465
- Beccaria, F., Rolando, S., & Ascani, P. (2012). Alcohol consumption and quality of life among young adults: A comparison among three European countries. *Substance Use & Misuse*, 47(11), 1214–1223.
- Best, D. W., Groshkova, T., Sadler, J., Day, E., & White, W. L. (2011). What is recovery? Functioning and recovery stories of self-identified people in recovery in a services user group and their peer networks in Birmingham England. *Alcoholism Treatment Quarterly*, 29(3), 293–313. 470
- Bizzarri, J., Rucci, P., Vallotta, A., Girelli, M., Scandolari, A., Zerbetto, ... Dellantonio, E. (2005). Dual diagnosis and quality of life in patients in treatment for opioid dependence. *Substance Use & Misuse*, 40(12), 1765–1776. 475
- Bramness, J. B., Henriksen, B., Person, O., & Mann, K. (2014). A Bibliometric analysis of European versus USA research in the field of addiction. Research on alcohol, narcotics, prescription drug abuse, tobacco and steroids 2001–2011. *Eur Addict Res*, 20, 16–22.
- Q10** Candiotto, K., Gioga, G., & Sartori, P. (2008). *Persone, imprese, comunità. Esiti di un percorso di accompagnamento al lavoro* []. Padova: Cleup.
- Q11** Carr, A. J., Gibson, B., & Robinson, P. G. (2001). Measuring quality of life: is quality of life determined by expectations or experience? *BMJ*, 322, 1240–1243.
- Q12** Chenhall, R., & Senior, K. (2012). Treating indigenous Australians with alcohol/drug problems: assessing quality of life. *Alcoholism Treatment Quarterly*, 30(2), 130–145.
- Q13** Clifford, P. R., & Davis, C. M. (2012). Alcohol treatment research assessment exposure: A critical review of the literature. *Psychology of Addictive Behaviors*, 26(4), 773. 485
- Curzio, O., Tilli, A., Mezzasalma, L., Scalese, M., Fortunato, L., Potente, R., ... Molinaro, S. (2012). Characteristics of alcoholics attending ‘Clubs of Alcoholics in Treatment’ in Italy: A national survey. *Alcohol and Alcoholism*, 47(3), 317–321.
- Dahl, H., Hammarberg, A., Franck, J., & Helander, A. (2011). Urinary ethyl glucuronide and ethyl sulfate testing for recent drinking in alcohol-dependent outpatients treated with acamprosate or placebo. *Alcohol and Alcoholism*, 46(5), 553–557. 490
- De Maeyer, J., Vanderplasschen, W., Camfield, L., Vanheule, S., Sabbe, B. & Broekaert, E. (2011). A good quality of life under the influence of methadone: A qualitative study among opiate-dependent individuals. *International Journal of Nursing Studies*, 48(10), 1244–1257. doi:10.1016/j.ijnurstu.2011.03.009 495
- De Piccoli, N. (2014). *Salute e qualità della vita nella società del benessere* [Health and quality of life in wealth societies]. Roma, Italy: Carocci.
- Emmen, M. J., Schippers, G. M., Bleijenberg, G., & Wollersheim, H. (2004). Effectiveness of opportunistic brief interventions for problem drinking in a general hospital setting: systematic review. *BMJ*, 328. 7435: 318. 500
- Q14** Emrick, C. D., Tonigan, J. S., Montgomery, H., & Little, L. (1993). Alcoholics Anonymous: What is currently known? In B. S. McCrady & W. R. Miller (Eds.), *Research on Alcoholics*

- Anonymous: *Opportunities and alternatives* (pp. 41–76). New Brunswick, NJ: Rutgers Centre of Alcohol Studies. 505
- Flick, U. (1992). Triangulation revisited: Strategy of validation or alternative? *Journal for the Theory of Social Behaviour*, 22(2), 175–197.
- Gomes, K., & Hart, K. E. (2009). Adherence to recovery practices prescribed by Alcoholics Anonymous: Benefits to sustained abstinence and subjective quality of life. *Alcoholism Treatment Quarterly*, 27(2), 223–235. 510
- Gossop, M., Stewart, D. & Marsden, J. (2008). Attendance at Narcotics Anonymous and Alcoholics Anonymous meetings, frequency of attendance and substance use outcomes after residential treatment for drug dependence: A 5-year follow-up study. *Addiction*, 103(1), 119–125.
- Guba, E. G., & Lincoln, Y.S. (1994). Competing paradigms in qualitative research. In N. K. Denzin & Y. S. Lincoln (Eds.), *Handbook of qualitative research* (pp. 105–117). London, England: Sage. 515
- Hudolin, V. (1985). *Famiglia, territorio, salute mentale: Una guida per l'operatore di base* [Unità sanitaria locale n. 6 Sandanielese]. 520
- Q15 Hudolin, V., Bano, N. & Milakovic, I. (1972). Health education of patients in the field of social psychiatry, notably alcoholics. *Int J Soc Psychiatry*, 18(3), 157–165. 520
- Q16 Hudolin, V., Sakoman, S. & Macasovic, P. (1984). The register of treated alcoholics in the Social Republic of Croatia. *Med Inform*, 9(1), 31–43.
- Q17 Humphreys, K., Huebsch, P. D., Finney, J. W., & Moos, R. H. (1999). A comparative evaluation of substance abuse treatment: V. Substance abuse treatment can enhance the effectiveness of self-help groups. *Alcoholism Clinical and Experimental Research*, 23(3), 558–563. 525
- Italian Ministry of Health. (2005). *Relazione del ministro della salute al parlamento sugli interventi realizzati ai sensi della legge 30.3.2001 n.125 "legge quadro in materia di alcol e problem alcolcorrelati" dati relativi all'anno 2004* [Report of Ministry of Health to Parliament on interventions implemented after the frame law concerning alcohol and alcohol-related problems, 30.3.2001 n.125]. Parliament, Rome. 530
- Q18 Kaskutas, L. A. (2009). Alcoholics Anonymous effectiveness: Faith meets science. *J. Addict. Dis.*, 28, 145–157.
- Q19 Kelly, J. F., Stout, R. L., & Slaymaker, V. (2013). Emerging adults' treatment outcomes in relation to 12-Step mutual-help attendance and active involvement. *Drug and Alcohol Dependence*, 129(1), 151–157. 535
- Luquiens, A., Reynaud, M., Falissard, B., & Aubin, H. J. (2012). Quality of life among alcohol-dependent patients: How satisfactory are the available instruments? A systematic review. *Drug and Alcohol Dependence*, 125(3), 192–202. 540
- Mäkelä, K., Arminen, I., Bloomfield, K., Eisenbach-Stangl, I., Helmersson, Bergmarkn, K., ... Zieliski, A. (1996). *Alcoholics Anonymous as a mutual-help movement: A study in eight societies*. Madison, WI: University of Wisconsin Press.
- Q20 Martin, G., & Rehm, J. (2011). The effectiveness of psychosocial modalities in the treatment of alcohol problems in adults: A review of the evidence. *Canadian Journal of Psychiatry*, 57, 350–358. 545
- Miller, W. R., Wilbourne, P. L., & Hettema, J. E. (2003). What works? A summary of alcohol treatment outcome research. In R. K. Hester & W. R. Miller (Eds.): *Handbook of alcoholism treatment approaches* (Vol. 3, pp. 13–63). Boston, MA: Allyn and Bacon.
- Moggi, F., Brodbeck, J., Költzsch, K., Hirsbrunner, H. P., & Bachmann, K. M. (2002). One-year follow-up of dual diagnosis patients attending a 4-month integrated inpatient treatment. *Eur Addict Res*, 8(1), 30–37. 550
- Q21

- Moos, R. H., Pettit, B., & Gruber, V. A. (1995). Characteristics and outcomes of three models of community residential care for substance abuse patients. *Journal of Substance Abuse*, 7(1), 99–116. 555
- Moos, R. H., & Moos, B. S. (2006). Participation in treatment and Alcoholics Anonymous: A 16-year follow-up of initially untreated individuals. *J. Clin. Psychol.*, 62, 735–750. doi:10.1002/jclp.20259.
- Q22 Moos, R. H., Finney, J. W., & Moos, B. S. (2000). Inpatient substance abuse care and the outcome of subsequent community residential and outpatient care. *Addiction*, 95(6), 833–846. 560
- Morosini, P., Guidi, A., & Palumbo, G. (2000). Prima validazione di uno strumento semplice di percezione della qualità di vita da usare nella routine dei Servizi Sanitari di Salute Mentale: QV-ISS []. *Rivista Sperimentale di Freniatria*, 124(1), 17–28.
- Q23 Moyer, A., Finney, J. W., & Swearingen, C. E. (2002). Methodological characteristics and quality of alcohol treatment outcome studies, 1970–98: An expanded evaluation. *Addiction*, 97(3), 253–263. 565
- Moyer, A., Finney, J. W., Swearingen, C. E., & Vergun, P. (2002). Brief interventions for alcohol problems: A meta-analytic review of controlled investigations in treatment-seeking and non-treatment-seeking populations. *Addiction*, 97, 279–292. 570
- National Italian Institute of Statistics (2012). *L'uso e l'abuso di alcol in Italia* []. Retrieved from <http://www.istat.it/it/archivio/117897>
- Q24 Nicolucci, A. (2006). L'uso dei questionari sulla qualità della vita []. *G It Diabetol Metab*, 26, 154–159.
- Q25 Olsen, W. (2004). Triangulation in social research: Qualitative and quantitative methods can really be mixed. *Developments in Sociology*, 20, 103–118. 575
- Ongaro, F. (2000). La misurazione: un approccio all'osservazione standardizzata della realtà []. In T. Vecchiato (Ed.), *La valutazione della qualità nei servizi: Metodi, tecniche, esperienze* (pp. 173–208). Padova: Fondazione Zancan.
- Q26 Pantalone, M. (2013). Alcohol-related problems and self-help groups: The situational construction of self-image. *Italian Sociological Review*, 3(2), 71–83. 580
- Pivetti, M., Montali, L., & Simonetti, G. (2012). The discourse around usefulness, morality, risk and trust: a focus group study on prenatal genetic testing. *Prenatal Diagnosis*. doi:10.1002/pd.3990
- Q27 Prilleltensky, I., & Nelson, G. (2000). Promoting child and family wellness: priorities for psychological and social interventions. *Journal of Community & Applied Social Psychology*, 10, 85–105. 585
- Rehm, J., Rehm, M. X., Alho, H., Allamani, A., Aubin, H.-J., Bühringer, G., ... Heather, N. (2013). Alcohol dependence treatment in the EU: A literature search and expert consultation about the availability and use of guidelines in all EU countries plus Iceland, Norway, and Switzerland. *International Journal of Alcohol and Drug Research*, 2(2), 53–67. 590
- Rus-Makovec, M., & Čebašek-Travnik, Z. (2008). Long-term abstinence and well-being of alcohol-dependent patients after intensive treatment and aftercare telephone contacts. *Croatian Medical Journal*, 49(6), 763–771.
- Rychtarik, R. G., Connors, G. J., Whitney, R. B., McGillicuddy, N. B., Fitterling, J. M., & Wirtz, P. W. (2000). Treatment settings for persons with alcoholism: Evidence for matching clients to inpatient versus outpatient care. *Journal of Consulting and Clinical Psychology*, 68(2), 277. 595
- Q28 Salerno, M. T. (2004). La formazione e l'aggiornamento nell'approccio ecologico-sociale [Training and updating according the ecological-social approach]. In A. Allamani, D. Orlandini, G. Bardazzi, A. Quartini, & A. Morettini (Eds.), *Libro Italiano di Alcologia* (Vol. 2, pp.). Firenze. 600
- Q29

Serbati, S., Pivetti, M. & Gioga, G. (2013). Child Well-Being Scales (CWBS) in the assessment of families and children in home-care intervention: an empirical study. *Child and Family Social Work*. doi:10.1111/cfs.12094

605

Stasiewicz, P. R., Schlauch, R. C., Bradizza, C. M., Bole, C. W., & Coffey S. F. (2013). Pretreatment changes in drinking: Relationship to treatment outcomes. *Psychology of Addictive Behaviors*, 27(4), 1159.

Timko, C., Moos, R. H., Finney, J. W., & Lesar, M. D. (2000). Long-term outcomes of alcohol use disorders: comparing untreated individuals with those in Alcoholics Anonymous and formal treatment. *J. Stud. Alcohol. Drugs*, 61, 529–540.

610

Tonigan, J. S., Toscova, R., & Miller, W. R. (1996). Meta-analysis of the literature on Alcoholics Anonymous: sample and study characteristics moderate findings. *J. Stud. Alcohol. Drugs*, 57, 65–72.

Ugolini, P. (2005). *Qualità e outcome nelle dipendenze* [Quality and outcome in addiction treatment]. Milano, Italy: Franco Angeli.

615

Walker, R. D., Donovan, D. M., Kivlahan, D. R., & O'Leary, M. R. (1983). Length of stay, neuropsychological performance, and aftercare: Influences on alcohol treatment outcome. *Journal of Consulting and Clinical Psychology*, 51(6), 900

PROOF ONLY